

## Format of holding of specified securities

1. Name of Listed Entity: SMART CAPITAL SERVICES LIMITED
2. Scrip Code/Name of Scrip/Class of Security SMARTCAP/EQUITY
3. Share Holding Pattern Filed under: Reg. 31(1)(a)/Reg. 31(1)(b)/Reg.31(1)(c)
  - a. If under 31(1)(b) then indicate the report for Quarter ending 30/06/2017
  - b. If under 31(1)(c) then indicate date of allotment/extinguishment
4. **Declaration:** The Listed entity is required to submit the following declaration to the extent of submission of information:-

	Particulars	Yes*	No*
1.	Whether the Listed Entity has issued any partly paid up shares?		No
2.	Whether the Listed Entity has issued any Convertible Securities or Warrants?		No
3.	Whether the Listed Entity has any shares against which depository receipts are issued?		No
4.	Whether the Listed Entity has any shares in locked-in?		No
5.	Whether any shares held by promoters are pledge or otherwise encumbered?		No

*\* If the Listed Entity selects the option 'No' for the questions above, the columns for the partly paid up shares, Outstanding Convertible Securities/Warrants, depository receipts, locked-in shares, No of shares pledged or otherwise encumbered by promoters, as applicable, shall not be displayed at the time of dissemination on the Stock Exchange website. Also wherever there is 'No' declared by Listed Entity in above table the values will be considered as 'Zero' by default on submission of the format of holding of specified securities.*

5. The tabular format for disclosure of holding of specified securities is as follows:-



Table I - Summary Statement holding of specified securities

Category	Category of shareholder	Nos. of share holders	No. of fully paid up equity shares held	No. of Partly paid-up equity shares held	No. of shares underlying Depository Receipts	Total nos. shares held	Shareholding as a % of total no. of shares (calculated as per SCRR, 1957) As a % of (A+B+C2)	Number of Voting Rights held in each class of securities				No. of Shares Underlying Outstanding convertible securities (including Warrants)	Shareholding, as a % assuming full conversion of convertible securities (as a percentage of diluted share capital) As a % of (A+B+C2)	Number of Locked in shares		Number of Shares pledged or otherwise encumbered		Number of equity shares held in dematerialized form
								No of Voting Rights			Total as a % of (A+B+C)			No. (a)	As a % of total Shares held (b)	No. (a)	As a % of total Shares held (b)	
								Class:Equity	Class:gy	Total								
(I)	(II)	(III)	(IV)	(V)	(VI)	(VII)=(IV)+(V)+(VI)	(VIII)	(IX)				(X)	(XI)=(VII)+(X)	(XII)		(XIII)		(XIV)
(A)	Promoter & Promoter Group	2	569800	0	0	569800	12.66	569800	0	569800	12.66	0	12.66	0	0	0	0	0
(B)	Public	1200	3931370	0	0	3931370	87.34	3931370	0	3931370	87.34	0	87.34	0	0	N.A	0	0
(C)	Non Promoter- Non Public	0	0	0	0	0	0	0	0	0	0	0	0	0	0	0	0	0
(C1)	Shares underlying DRs	0	0	0	0	0	NA	0	0	0	0	0	NA	0	0	N.A	0	0
(C2)	Shares held by Employee Trusts	0	0	0	0	0	0	0	0	0	0	0	0	0	0	N.A	0	0
	Total	1202	4501170	0	0	4501170	100	4501170	0	4501170	100	0	100	0	0	0	0	0

*Kms*




Table II - Statement showing shareholding pattern of the Promoter and Promoter Group

	Category & Name of the Shareholders	PAN	No. of shareholder	No. of fully paid up equity shares held	Partly paid-up equity shares held	Nos. of shares underlying Depository Receipts	Total nos. of shares held	Shareholding % calculated as per SCRR, 1957 As a % of (A+B+C2)	Number of Voting Rights held in each class of securities			No. of Shares Underlying Outstanding convertible securities (including Warrants)	Shareholding, as a % assuming full conversion of convertible securities (as a percentage of diluted share capital) as a % of A+B+C2	Number of Locked in shares		Number of Shares pledged or otherwise encumbered		Number of equity shares held in dematerialized form	
									No of Voting Rights					Total as a % of Total Voting rights	No. (a)	As a % of total Shares held (b)	No. (a)		As a % of total shares held (b)
									Class X	Class Y	Total								
	(I)	(II)	(III)	(IV)	(V)	(VI)	(VII)=(IV)+(V)+(VI)	(VIII)	(IX)			(X)	(XI)= (VII)+(X)	(XII)		(XIII)		(XIV)	
1	Indian																		
(a)	Individual/Hindu Undivided Family		2	569800	0	0	569800	12.66	569800	0	569800	12.66	569800	12.66	0	0.00	0	0.00	0
	ROHIT MITTAL	APTPM8802N		284900	0	0	284900	6.33	284900	0	284900	6.33	284900	6.33	0	0.00	0	0.00	0
	PRIYANKA JINDAL	AJRPJ3843Q		284900	0	0	284900	6.33	284900	0	284900	6.33	284900	6.33	0	0.00	0	0.00	0
(b)	Central Government/States (Government)		0	0	0	0	0	0	0	0	0	0	0	0.00	0	0.00	0	0.00	0
(c)	Financial Institutions/Banks		0	0	0	0	0	0	0	0	0	0	0	0.00	0	0.00	0	0.00	0
(d)	Any Other (Specity)		0	0	0	0	0	0	0	0	0	0	0	0.00	0	0.00	0	0.00	0
	Sub Total (A)(1)		2	569800	0	0	569800	12.66	569800	0	569800	12.66	0	12.66	0	0.00	0	0.00	0
2	Foreign		0	0	0	0	0	0	0	0	0	0	0	0.00	0	0.00	0	0.00	0
(a)	Individual/Non Resident Individual/Foreign Individual		0	0	0	0	0	0	0	0	0	0	0	0.00	0	0.00	0	0.00	0
(b)	Government		0	0	0	0	0	0	0	0	0	0	0	0.00	0	0.00	0	0.00	0
(c)	Institutions		0	0	0	0	0	0	0	0	0	0	0	0.00	0	0.00	0	0.00	0
(d)	Foreign Portfolio Investor		0	0	0	0	0	0	0	0	0	0	0	0.00	0	0.00	0	0.00	0
(e)	Any Other (Specity)		0	0	0	0	0	0	0	0	0	0	0	0.00	0	0.00	0	0.00	0
	Sub Total (A)(2)		0	0	0	0	0	0	0	0	0	0	0	0.00	0	0.00	0	0.00	0
	Total Shareholding of Promoter and Promoter Group (A)= (A)(1)+(A)(2)		2	569800	0	0	569800	12.66	569800	0	569800	12.66	0	12.66	0	0.00	0	0.00	0




Table III - Statement showing shareholding pattern of the Public shareholder

	Category & Name of the Shareholders	PAN	Nos. of share holder	No. of fully paid up equity shares held	Partly paid-up equity shares held	Nos. of shares underlying Depository Receipts	Total nos. shares held	Shareholding % calculated as per SCRR, 1957 As a % of (A+B+C2)	Number of Voting Rights held in each class of securities			No. of Shares Underlying Outstanding convertible securities (including Warrants)	Total shareholding, as a % assuming full conversion of convertible securities (as a % of Total Voting rights)	Number of Locked in shares		Number of Shares pledged or otherwise encumbered		Number of equity shares held in dematerialized form	
									No of Voting Rights					Total as a % of Total Voting rights	No. (a)	As a % of total Shares held (b)	No. (Not applicable) (a)		As a % of total shares held (Not applicable) (b)
									Class X	Class Y	Total								
	(I)	(II)	(III)	(IV)	(V)	(VI)	(VII)=(IV)+(V)+(VI)	(VIII)	(IX)			(X)	(XI)=(VII)+(X)	(XII)		(XIII)		(XIV)	
1	Institutions																		
	(a) Mutual Fund		0	0	0	0	0	0	0	0	0	0.00	0	0	0	0.00	N.A	0.00	0
	(b) Venture Capital Funds		0	0	0	0	0	0	0	0	0	0.00	0	0	0	0.00	N.A	0.00	0
	(c) Alternate Investment Funds		0	0	0	0	0	0	0	0	0	0.00	0	0	0	0.00	N.A	0.00	0
	(d) Foreign Venture Capital Investor		0	0	0	0	0	0	0	0	0	0.00	0	0	0	0.00	N.A	0.00	0
	(e) Foreign Portfolio Investors		0	0	0	0	0	0	0	0	0	0	0	0	0	0.00	N.A	0.00	0
	(f) Financial Institutions/Banks		0	0	0	0	0	0	0	0	0	0	0	0	0	0.00	N.A	0.00	0
	(g) Insurance Companies		0	0	0	0	0	0	0	0	0	0	0	0	0	0.00	N.A	0.00	0
	(h) Provident Fund/Pensions Funds		0	0	0	0	0	0	0	0	0	0	0	0	0	0.00	N.A	0.00	0
	(i) Any Other Specify		0	0	0	0	0	0	0	0	0	0	0	0	0	0.00	N.A	0.00	0
	Sub Total (B)(1)		0	0	0	0	0	0	0	0	0	0	0	0	0	0.00	N.A	0.00	0
2	Central Government/State Government/President of India		0	0	0	0	0	0	0	0	0	0	0	0	0	0.00	N.A	0.00	0
	Sub Total (B)(2)		0	0	0	0	0	0	0	0	0	0	0	0	0	0.00	N.A	0.00	0
3	Non-Institutions																	0.00	
	(a) 1. Individual Shareholders holding Nominal Share Capital Up to 2 Lacs		1136	764260	0	0	764260	16.98	764260	0	764260	16.98	0	16.98	0	0.00	N.A	0.00	0
	2. Individual Shareholders holding Nominal Share Capital Above 2 Lacs		35	3063010	0	0	3063010	68.05	3063010	0	3063010	68.05	0	68.05	0	0.00	N.A	0.00	0
	DILEEP KUMAR AGARWAL	AHSPA5625J		142500	0	0	142500	3.17	142500	0	142500	3.17	0	3.17	0	0.00	N.A	0.00	0
	CHANDRA DHAR SHARMA	AAUPS8778B		142500	0	0	142500	3.17	142500	0	142500	3.17	0	3.17	0	0.00	N.A	0.00	0
	MOHINI DEVI	AESPD2650P		133210	0	0	133210	2.96	133210	0	133210	2.96	0	2.96	0	0.00	N.A	0.00	0
	MANOJ KUMAR	APVVK8160R		130000	0	0	130000	2.89	130000	0	130000	2.89	0	2.89	0	0.00	N.A	0.00	0
	MUKESH KUMAR JHA	AGGPJ6969B		130000	0	0	130000	2.89	130000	0	130000	2.89	0	2.89	0	0.00	N.A	0.00	0
	SUDESH SABARWAL	AOGPS9300H		129000	0	0	129000	2.87	129000	0	129000	2.87	0	2.87	0	0.00	N.A	0.00	0
	AJAY KUMAR	ARPPK3177L		120000	0	0	120000	2.67	120000	0	120000	2.67	0	2.67	0	0.00	N.A	0.00	0
	VINESH KUMAR	AHHPK2044E		116500	0	0	116500	2.59	116500	0	116500	2.59	0	2.59	0	0.00	N.A	0.00	0
	DEEPAK RAJ	AAKPR3185P		111600	0	0	111600	2.48	111600	0	111600	2.48	0	2.48	0	0.00	N.A	0.00	0
	RAJENDRA KUMAR SHARMA	AZUPS7364Q		110000	0	0	110000	2.44	110000	0	110000	2.44	0	2.44	0	0.00	N.A	0.00	0
	SUNIL KUMAR KASHYAP	ASCPK7060N		110000	0	0	110000	2.44	110000	0	110000	2.44	0	2.44	0	0.00	N.A	0.00	0



	PANKAJ JOHRI	AHLPJ7841A			110000	0	0	110000	2.44	110000	0	110000	2.44	0	2.44	0	0.00	N.A	0.00	0
	DAVINDER KUMAR	AHJPK4423B			110000	0	0	110000	2.44	110000	0	110000	2.44	0	2.44	0	0.00	N.A	0.00	0
	AJAY BATRA	AAMPB0415G			110000	0	0	110000	2.44	110000	0	110000	2.44	0	2.44	0	0.00	N.A	0.00	0
	HIRA LAL	ABUPL7009F			105000	0	0	105000	2.33	105000	0	105000	2.33	0	2.33	0	0.00	N.A	0.00	0
	SOMNATH SHUKLA	AYVPS3494D			100000	0	0	100000	2.22	100000	0	100000	2.22	0	2.22	0	0.00	N.A	0.00	0
	SURENDER MOHAN BAJAJ	AMGPP6046H			100000	0	0	100000	2.22	100000	0	100000	2.22	0	2.22	0	0.00	N.A	0.00	0
	RAMA DEVI	AJFPD9178G			100000	0	0	100000	2.22	100000	0	100000	2.22	0	2.22	0	0.00	N.A	0.00	0
	GUDIA SHUKLA	AZAPS5705P			90000	0	0	90000	2	90000	0	90000	2	0	2	0	0.00	N.A	0.00	0
	MAHESH KUMAR	AQPK8407F			85000	0	0	85000	1.89	85000	0	85000	1.89	0	1.89	0	0.00	N.A	0.00	0
	BABITA DEVI	AHOPD4368H			83200	0	0	83200	1.85	83200	0	83200	1.85	0	1.85	0	0.00	N.A	0.00	0
	RAJESH KUMAR SINGH	AWNPS3007N			80000	0	0	80000	1.78	80000	0	80000	1.78	0	1.78	0	0.00	N.A	0.00	0
	SANJAY KUMAR GOYAL	AHXPG6118P			80000	0	0	80000	1.78	80000	0	80000	1.78	0	1.78	0	0.00	N.A	0.00	0
	RAMESH GHAI	AEYPG8424Q			65000	0	0	65000	1.44	65000	0	65000	1.44	0	1.44	0	0.00	N.A	0.00	0
	SURAJ PAL GHAI	AETPG6960N			60000	0	0	60000	1.33	60000	0	60000	1.33	0	1.33	0	0.00	N.A	0.00	0
	SUBHASH AGARWAL	ALIPA1603L			45000	0	0	45000	1	45000	0	45000	1	0	1	0	0.00	N.A	0.00	0
	SHANKAR LAL GUPTA	AEUPG6719C			45000	0	0	45000	1	45000	0	45000	1	0	1	0	0.00	N.A	0.00	0
	RAJNI GUPTA	AEUPG3460Q			45000	0	0	45000	1	45000	0	45000	1	0	1	0	0.00	N.A	0.00	0
	(b) NBFCs Registered with RBI		0	0	0	0	0	0	0	0	0	0	0.00	0	0	0	0.00	N.A	0.00	0
	(c) Employee Trusts		0	0	0	0	0	0	0	0	0	0	0.00	0	0	0	0.00	N.A	0.00	0
	(d) Overseas Depositories (Holding DRs) (Balancing Figure)		0	0	0	0	0	0	0	0	0	0	0.00	0	0	0	0.00	N.A	0.00	0
	(e) Any other (Specify)					0				0									0.00	
	(e1) Bodies Corporate		0	0	0	0	0	0	0	0	0	0	0.00	0	0	0	0.00	N.A	0.00	0
	(e2) Non Resident Indians		0	0	0	0	0	0	0	0	0	0	0.00	0	0	0	0.00	N.A	0.00	0
	(e3) Resident Indian Huf		29	104100	0	0	104100	2.31	104100	0	104100	2.31	0	2.31	0	0.00	N.A	0.00	0	
	SHANKAR LAL GUPTA HUF	AAPHS9247E		55000	0	0	55000	1.22	55000	0	55000	1.22	0	1.22	0	0.00	N.A	0.00	0	
	(e4) Trusts		0	0	0	0	0	0	0	0	0	0	0.00	0	0	0	0.00	N.A	0.00	0
	(e5) Clearing Members/House		0	0	0	0	0	0	0	0	0	0	0.00	0	0	0	0.00	N.A	0.00	0
	(e6) Others		0	0	0	0	0	0	0	0	0	0	0.00	0	0	0	0.00	N.A	0.00	0
	Sub Total (B)(3)		1200	3931370	0	0	3931370	87.34	3931370	0	3931370	87.34	0	87.34	0	0.00	N.A	0.00	0	
	Total Public Shareholding (B)=		1200	3931370	0	0	3931370	87.34	3931370	0	3931370	87.34	0	87.34	0	0.00	N.A	0.00	0	




Table IV - Statement showing shareholding pattern of the Non Promoter- Non Public shareholder

	Category & Name of the Shareholders	PAN	No. of shareholder	No. of fully paid up equity shares held	Partly paid-up equity shares held	Nos. of shares underlying Depository Receipts	Total no. shares held	Shareholding % calculated as per SCRR, 1957 As a % of (A+B+C2)	Number of Voting Rights held in each class of securities				No. of Shares Underlying Outstanding convertible securities (including Warrants)	Total shareholding, as a % assuming full conversion of convertible securities (as a percentage of diluted share capital)	Number of Locked in shares		Number of Shares pledged or otherwise encumbered		Number of equity shares held in dematerialized form (Not Applicable)	
									No of Voting Rights			Total as a % of Total Voting rights			No.	As a % of total Shares held	No. (Not applicable)	As a % of total shares held (Not applicable)		
									Class X	Class Y	Total									
	(I)	(II)	(III)	(IV)	(V)	(VI)	(VII)=(IV)+(V)+(VI)	(VIII)	(IX)				(X)	(XI)=(VII)+(X)	(XII)		(XIII)		(XIV)	
1	Custodian/DR																			
(a)	Name of DR Holder (if Available)		0	0	0	0	0	0	0	0	0	0.00	0	0	0	0.00	N.A	0.00	0	
2	Employees Benefit Trust (Under SEBI (Share Based Employee Benefit Regulation 2014)		0	0	0	0	0	0	0	0	0	0.00	0	0	0	0.00	N.A	0.00	0	
(a)	Name of DR Holder (if Available)		0	0	0	0	0	0	0	0	0	0.00	0	0	0	0.00	N.A	0.00	0	
	Total Non Promoter Non Public Shareholding (C)= (C)(1)+(C)(2)		0	0	0	0	0	0	0	0	0	0.00	0	0	0	0.00	N.A	0.00	0	

